

## Introduction

The application fee for the current JUPAS cycle is **HK\$460**. Application received within the late application period will be subject to a late charge of **HK\$350**.

Please visit the section of [“Channels and Procedures for Payment of Application Fee”](#) on the JUPAS website for available payment channels.

Applicants are reminded that in order for the JUPAS Office to verify the fee payment, **APPLICANT’S HKID CARD NO.** must be used when making the payment via e-banking (for Personal Account only) or cash (The Bank of East Asia).

The application fee is collected by the JUPAS Office on behalf of the 9 JUPAS participating-institutions and the SSSDP institutions, and is not refundable or transferable to another year / other application.

If you wish to find out more details about application fee, please visit the section of [“Application Fee”](#) on the JUPAS website.

Should there be any inconsistency or ambiguity between the English version and the Chinese version, the English version shall prevail.

## 簡介

本年度「大學聯招辦法」的申請費為港幣 **460 元正**。於逾期申請期間遞交申請，須另繳港幣 **350 元正**之逾期申請附加費。

請瀏覽「大學聯招辦法」網站的 [「繳交申請費的途徑及程序」](#) 部分了解付款途徑。

申請人使用電子銀行服務（只適用於私人戶口）或現金（東亞銀行）付款時，必須向銀行提供申請人的香港身份證號碼以供「大學聯招處」識別所繳交的費用。

申請費由「大學聯招處」代9所「大學聯招辦法」參與院校及 SSSDP「資助計劃」院校收取。有關費用一經繳交，概不退還，亦不得轉作其他年度申請 / 其他申請之用。

如果你想了解更多關於申請費的資訊，請瀏覽「大學聯招辦法」網站的 [「申請費」](#) 部分。

此中文版本為英文版本譯本，如中、英文兩個版本有任何抵觸或不相符之處，概以英文版本為準。

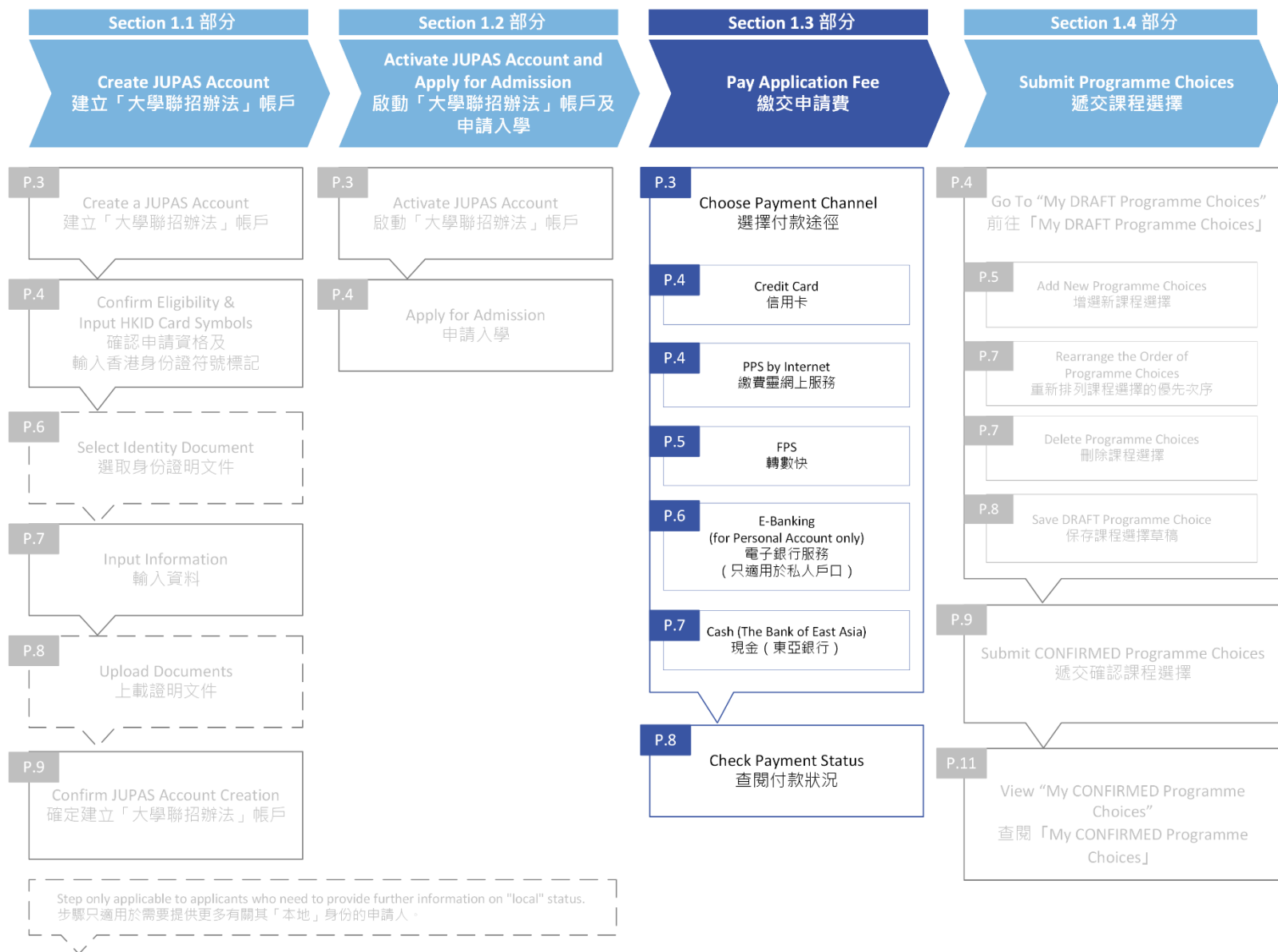
Last updated on 5 October 2023

於 2023 年 10 月 5 日更新

### 1.3 Pay Application Fee

#### 1.3 繳交申請費

## Flowchart of Application Procedures 申請程序流程圖



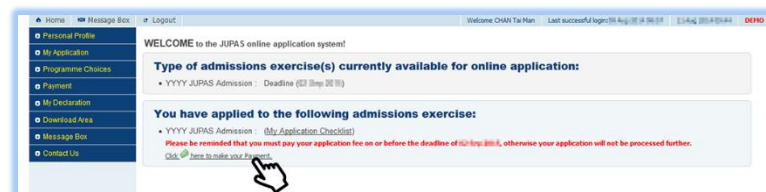
## 1.3 Pay Application Fee

### 1.3 繳交申請費

## Choose Payment Channel 選擇付款途徑

1. Click “Click here to make your Payment”.

按「Click here to make your Payment」。



2. Select the payment channel on this page.

於此頁面選擇付款途徑。

a. CREDIT CARD

信用卡

b. PPS by Internet

繳費靈網上服務

c. FPS

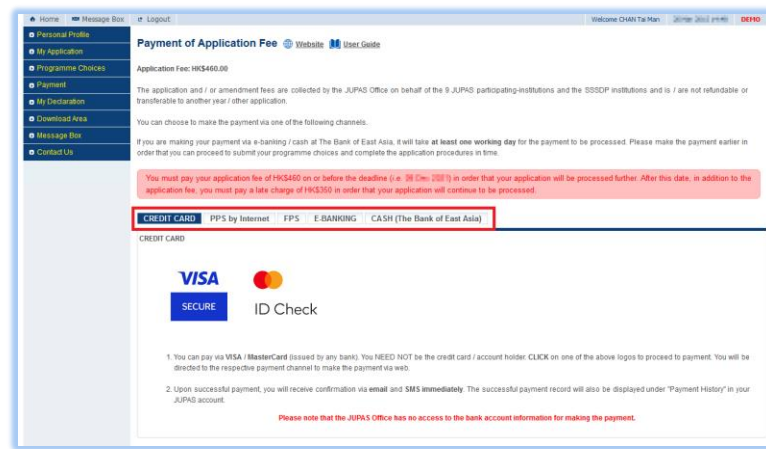
轉數快

d. E-BANKING (for Personal Account only)

電子銀行服務 (只適用於私人戶口)

e. CASH (The Bank of East Asia)

現金 (東亞銀行)



### 1.3 Pay Application Fee

#### 1.3 繳交申請費

##### a. Credit Card 信用卡

##### b. PPS by Internet 繳費靈網上服務

i. Click **“CREDIT CARD”** or **“PPS by Internet”**.

按 **「CREDIT CARD」** 或 **「PPS by Internet」**。

ii. Click the credit card logo / PPS logo to be directed to relevant page for making the payment.

按信用卡標誌 / 繳費靈標誌前往相應的付款頁面進行繳費。

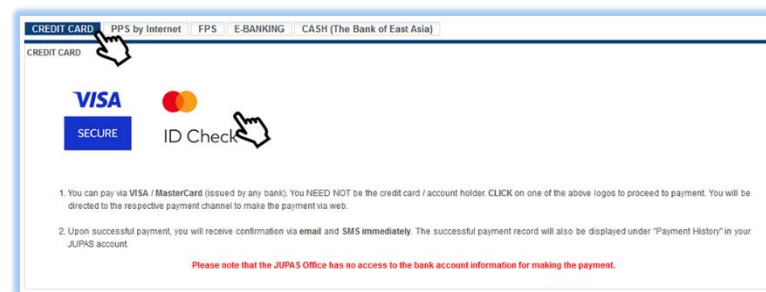
iii. After you have successfully paid the fee, you will see this confirmation page.

Please retain a copy for your own record.

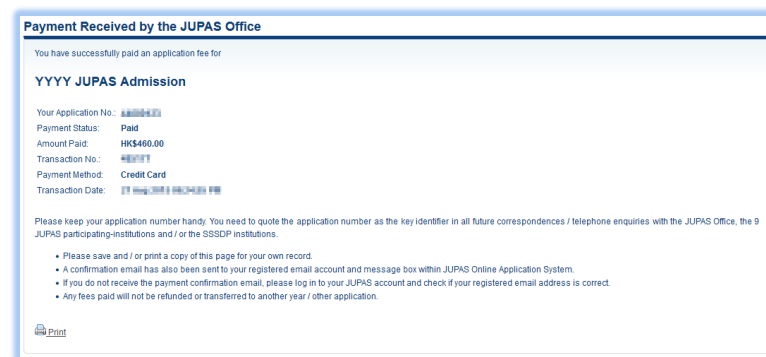
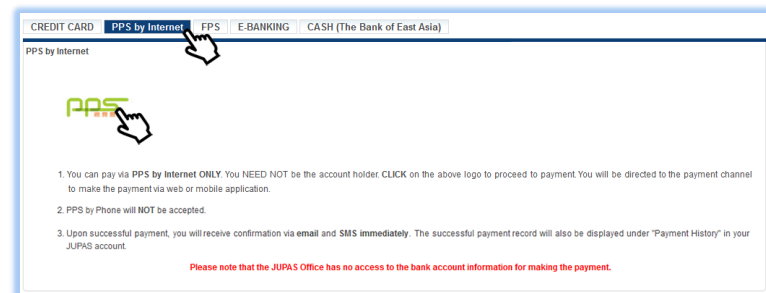
成功繳交費用後，你將看到此確定頁面。

請保留頁面作紀錄用。

“Credit Card” Page 「信用卡」頁面



“PPS by Internet” Page 「繳費靈網上服務」頁面



### 1.3 Pay Application Fee

#### 1.3 繳交申請費

#### c. FPS 轉數快

i. Click “FPS”.

按「FPS」。

ii. Click the FPS logo to obtain the FPS QR Code.

按轉數快標誌獲取轉數快二維碼。

iii. Scan / import the FPS QR Code with mobile app which supports FPS for making the payment within **5 minutes**.

於 **5 分鐘**內以支援轉數快的流動應用程式掃描 / 匯入轉數快二維碼進行繳費。

iv. After you have successfully paid the fee, click “**Proceed to Confirmation**”.

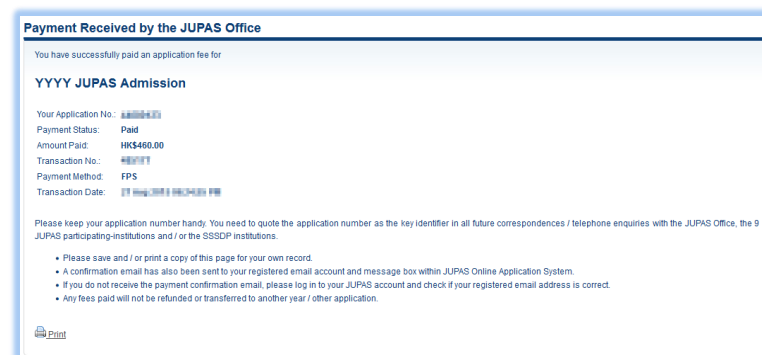
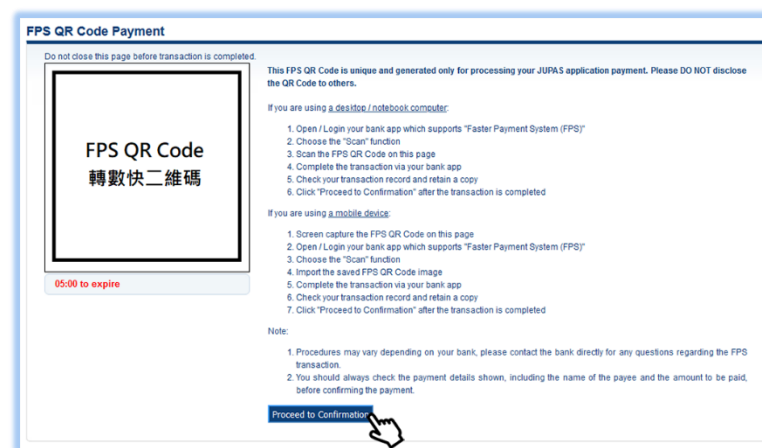
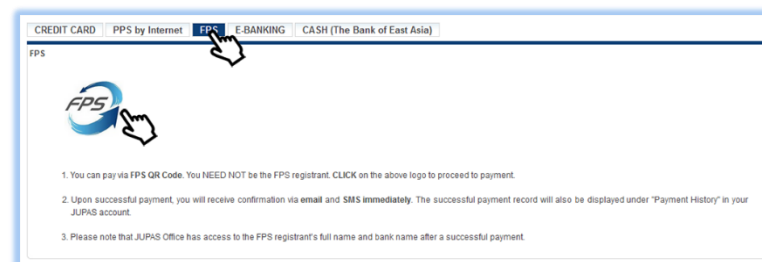
成功繳交費用後，按「**Proceed to Confirmation**」。

v. You will see this confirmation page.

Please retain a copy for your own record.

你將看到此確定頁面。

請保留頁面作紀錄用。



### 1.3 Pay Application Fee

#### 1.3 繳交申請費

#### d. E-Banking (for Personal Account only) 電子銀行服務 (只適用於私人戶口)

i. Click “E-BANKING”.

按「E-BANKING」。

ii. Click the respective bank logo to be directed to the selected bank website and log in the e-banking account.

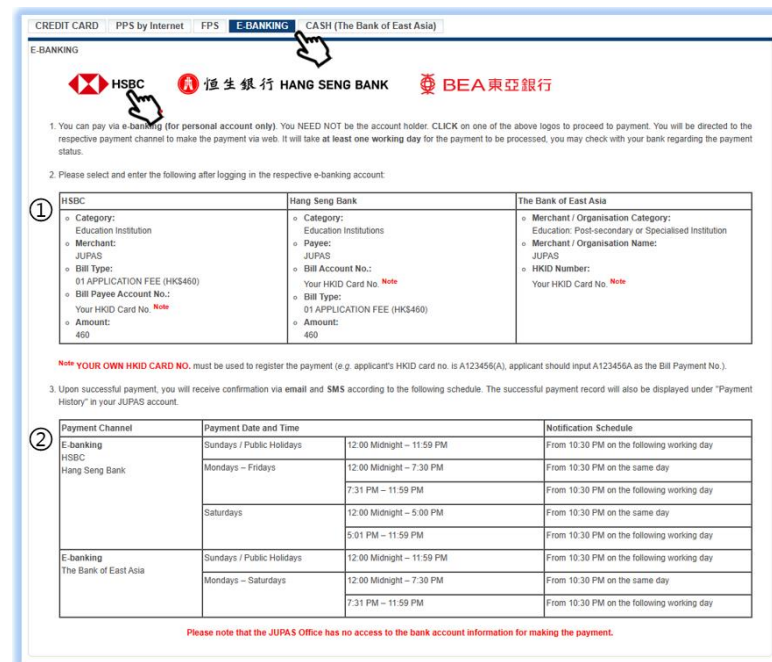
按對應的銀行標誌前往已選的銀行網站及登入電子銀行帳戶。

iii. Based on the bank you have selected, enter the respective information shown in table ① and **APPLICANT’S HKID CARD NO.** to make the bill payment.

根據所選擇的銀行，輸入列表①所顯示的相關資料及申請人的香港身份證號碼以繳付帳單。

iv. Refer to table ② for the notification schedule.

請參閱列表②之確認通知日程。



The screenshot shows the JUPAS E-Banking interface with three bank options: HSBC, Hang Seng Bank, and BEA (The Bank of East Asia). Below the bank logos, there are instructions and a table for entering payment details. Table ① provides the required information for each bank. Table ② shows the notification schedule for payments made via different channels and times.

HSBC	Hang Seng Bank	The Bank of East Asia
<ul style="list-style-type: none"> <li>Category: Education Institution</li> <li>Merchant: JUPAS</li> <li>Bill Type: 01 APPLICATION FEE (HK\$460)</li> <li>Bill Payee Account No.:</li> <li>Your HKID Card No. <i>Note</i>: 460</li> </ul>	<ul style="list-style-type: none"> <li>Category: Education Institutions</li> <li>Payee: JUPAS</li> <li>Bill Account No.:</li> <li>Your HKID Card No. <i>Note</i>:</li> <li>Bill Type: 01 APPLICATION FEE (HK\$460)</li> <li>Amount: 460</li> </ul>	<ul style="list-style-type: none"> <li>Merchant / Organisation Category: Education: Post-secondary or Specialised Institution</li> <li>Merchant / Organisation Name: JUPAS</li> <li>HKID Number: Your HKID Card No. <i>Note</i>:</li> </ul>

*Note: YOUR OWN HKID CARD NO. must be used to register the payment (e.g. applicant's HKID card no. is A123456(A), applicant should input A123456A as the Bill Payment No.).*

Payment Channel	Payment Date and Time	Notification Schedule	
E-banking HSBC Hang Seng Bank	Sundays / Public Holidays	12:00 Midnight – 11:59 PM	From 10:30 PM on the following working day
	Mondays – Fridays	12:00 Midnight – 7:30 PM	From 10:30 PM on the same day
		7:31 PM – 11:59 PM	From 10:30 PM on the following working day
	Saturdays	12:00 Midnight – 5:00 PM	From 10:30 PM on the same day
		5:01 PM – 11:59 PM	From 10:30 PM on the following working day
E-banking The Bank of East Asia	Sundays / Public Holidays	12:00 Midnight – 11:59 PM	From 10:30 PM on the following working day
	Mondays – Saturdays	12:00 Midnight – 7:30 PM	From 10:30 PM on the same day
		7:31 PM – 11:59 PM	From 10:30 PM on the following working day

*Please note that the JUPAS Office has no access to the bank account information for making the payment.*

### 1.3 Pay Application Fee

#### 1.3 繳交申請費

#### e. Cash (The Bank of East Asia) 現金 (東亞銀行)

i. Click “CASH (The Bank of East Asia)”.

按「CASH (The Bank of East Asia)」。

ii. Pay in cash at any branch of The Bank of East Asia according to payment details shown in ①.

**APPLICANT’S HKID CARD NO.** must be presented and recorded in making the payment.

按照①所列的付費資料前往東亞銀行分行以現金繳費。

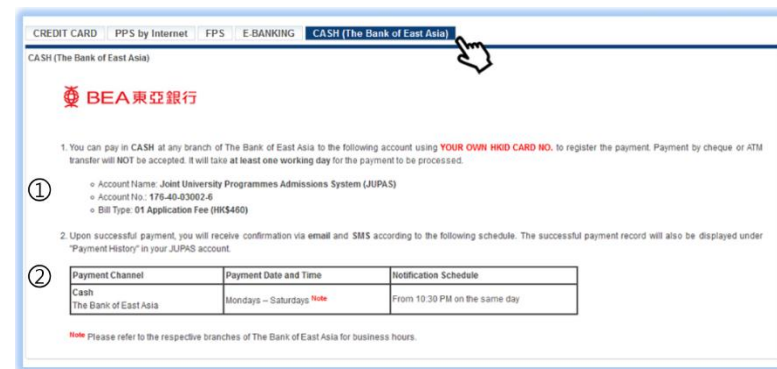
付款時，必須向銀行提供申請人的香港身份證號碼作登記用。

iii. Refer to table ② for the notification schedule.

請參閱列表②之確認通知日程。

3. You will receive an acknowledgement email and SMS sent by the JUPAS Office upon successful payment and completion of application procedures via the JUPAS online application system.

當成功繳交費用及經「大學聯招辦法」網上申請系統完成申請程序後，會收到「大學聯招處」的確認電郵及 SMS。



### 1.3 Pay Application Fee

#### 1.3 繳交申請費

## Check Payment Status 查閱付款狀況

1. Click **“Payment”** to check your payment history.

按「**Payment**」查閱你的付款紀錄。

